



Swift Canoe & Kayak

Canoe Repair Form

To ensure legibility the front of this form can be filled out on your computer, then printed for signature and completion of the back side.

Customer Name: _____

Address: _____

Telephone: _____

Email: _____

Boat Model: _____

Colour: _____

Laminate: _____

Trim: _____

Serial Number: _____

Drop off Date: _____

Drop off Location: _____

Pickup Location: _____

All repair boats must meet the following criteria;

- Boat has been washed and is clean, inside and out
- Free of any temporary patches covering damaged areas
- Free of any ropes, straps, removable mounts etc.
- Free of any boat covers
- Paperwork completed in full

**Boats that do not meet the above criteria will not be accepted for repair*

Required Repairs:

**Please use worksheet on the back to mark all areas requiring repair ▶*

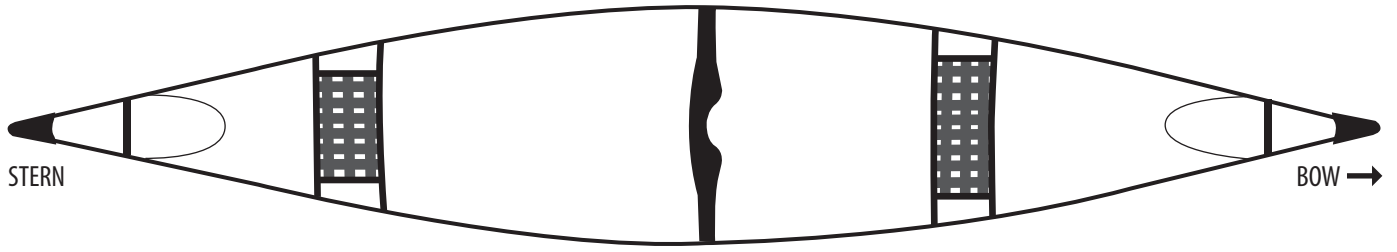
If there is damage on your boat that you do not wish to have repaired - please note it here:

The Repair Process

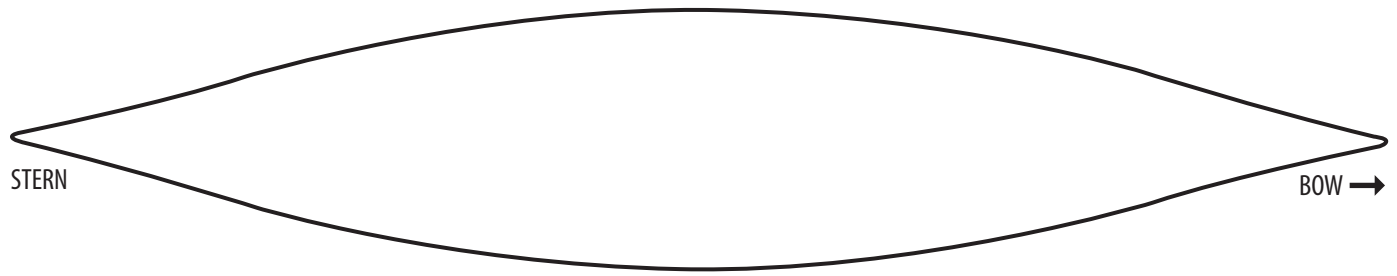
- Once your boat arrives at our factory it will be assessed by our technicians and you will be emailed a quote on the work needed as well as an estimated completion date. Upon approval of the quote, you will need to provide a credit card number for payment.
- If you decline the repair quote, you will be charged \$100 for transportation to and from the factory and the quote time. The boat will then be returned to its original drop off location.
- When the repair work is complete your credit card will be charged and the boat will be returned to the store for pickup. You will be called to pick up your boat when it arrives back at the store.
- During the repair process, your boat will be stored outdoors on racks and will be susceptible to UV rays. We do not have indoor storage on site.
- **Once your repaired boat arrives back at the store you will have 30 days in which to pick it up, after which time we will begin charging you storage fees of \$30 per month.**

Customer Signature


Date




INSIDE AND INTERIOR PARTS



HULL/BOTTOM OF BOAT



RIGHT SIDE



LEFT SIDE
